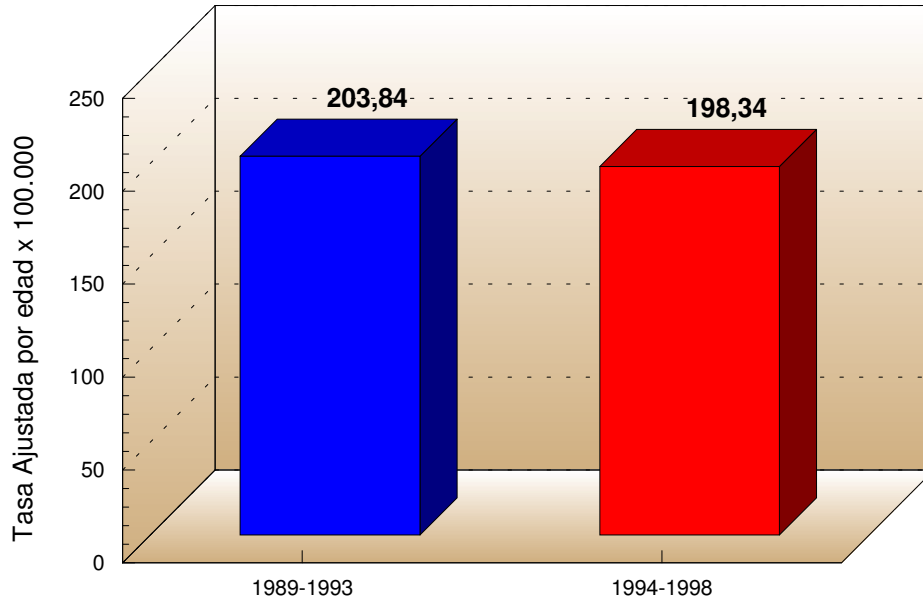




CANCER DE TODAS LAS LOCALIZACIONES COMPARACION ENTRE DOS QUINQUENIOS TODO EL PAIS - HOMBRES



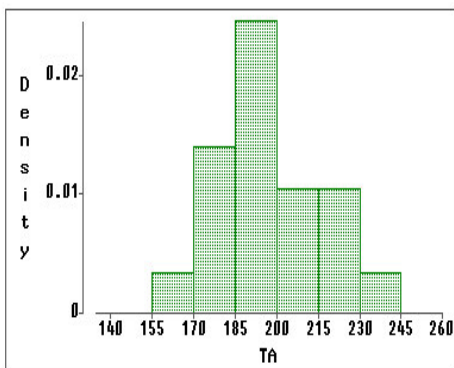
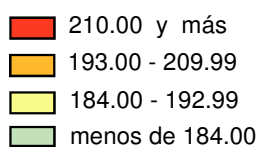
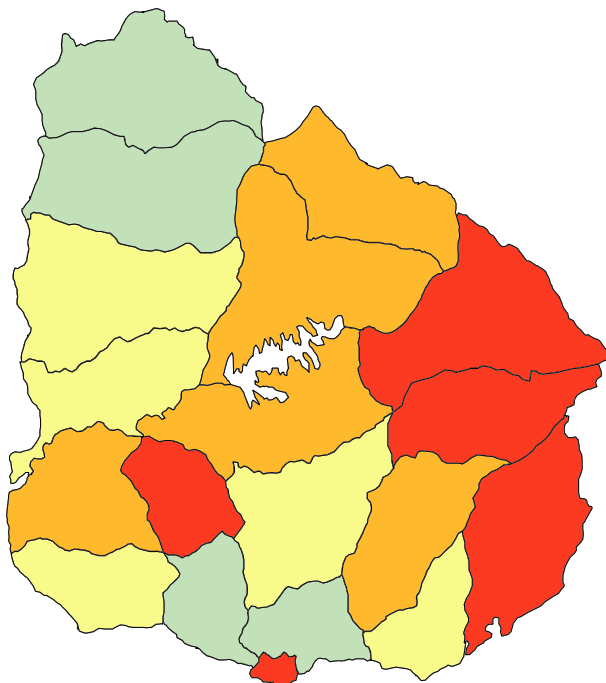
DISTRIBUCION POR DEPARTAMENTOS

| | 1989-1993 | | 1994-1998 | |
|----------------|-----------|---------------|-----------|---------------|
| | Casos | Tasa Ajustada | Casos | Tasa Ajustada |
| Artigas | 320 | 178,85 | 331 | 170,11 |
| Canelones | 2.480 | 187,45 | 2.338 | 161,51 |
| Cerro Largo | 553 | 224,30 | 595 | 229,29 |
| Colonia | 915 | 201,45 | 905 | 191,07 |
| Durazno | 379 | 203,65 | 388 | 202,35 |
| Flores | 165 | 183,58 | 197 | 210,60 |
| Florida | 449 | 175,55 | 499 | 187,78 |
| Lavalleja | 406 | 165,99 | 495 | 197,36 |
| Maldonado | 600 | 176,22 | 721 | 185,94 |
| Montevideo | 9.628 | 224,71 | 9.611 | 215,43 |
| Paysandú | 630 | 180,61 | 704 | 184,43 |
| Río Negro | 286 | 167,67 | 326 | 186,51 |
| Rivera | 524 | 201,15 | 563 | 201,54 |
| Rocha | 477 | 190,54 | 597 | 230,80 |
| Salto | 563 | 171,60 | 619 | 173,75 |
| San José | 610 | 181,12 | 613 | 171,05 |
| Soriano | 568 | 201,64 | 584 | 193,96 |
| Tacuarembó | 502 | 198,81 | 523 | 195,21 |
| Treinta y Tres | 336 | 206,17 | 380 | 222,17 |
| Todo el País | 20.391 | 203,84 | 20.989 | 198,34 |
| Interior | 10.763 | 188,20 | 11.378 | 185,87 |

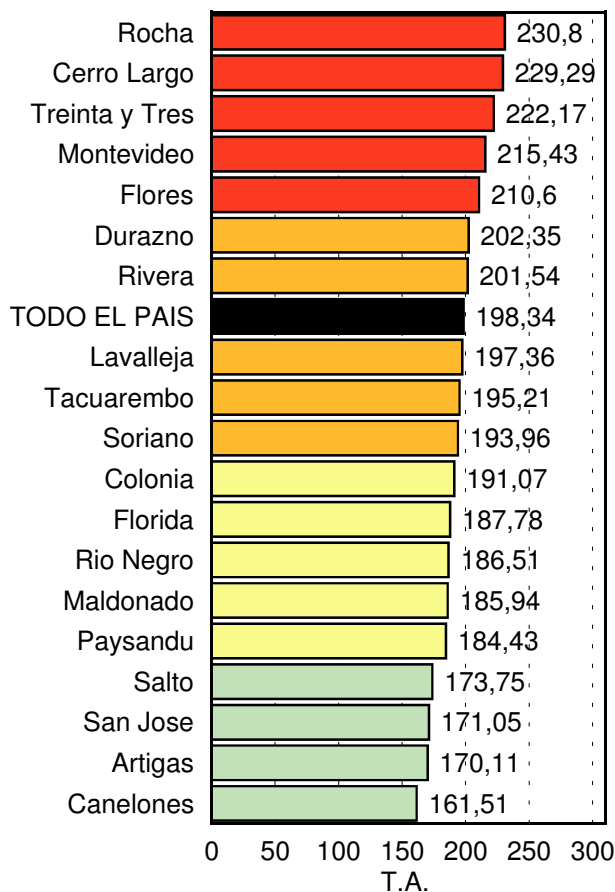


MORTALIDAD POR CÁNCER - URUGUAY 1994 - 1998 TODAS LAS LOCALIZACIONES - HOMBRES

TASAS POR 100.000 POR DEPARTAMENTOS



Distribución de las Tasas Ajustadas



0 50 100 150 200 250 300
T.A.